

SWISS ERA

EXCLUSIVE DESIGN



SE - 1103

PRODUCT FEATURES



LIGHTWEIGHT 4 X MULTI-DIRECTION DOUBLE WHEELS FOR MORE STABILITY AND BETTER PERFORMANCE, **360°** ROTATING



LIGHTWEIGHT INTERNAL & RETRACTABLE ALUMINOUS TROLLEY SYSTEM WITH **PUSH BUTTON LOCKING HANDLE**




TSA INTEGRATED SECURE FLAT COMBI LOCK WITH LOCKABLE ZIP PULLERS FOR MORE SECURITY




VIBRANT RANGE OF COLOURS


TEAL GREEN




SILVER




BLACK




TURQUOISE



PINK



NAVY



STYLISH FROM EVERY CORNER



Sizes Available

3 pc set - 20"/24"/28"

2 pc set - 24"/28"

